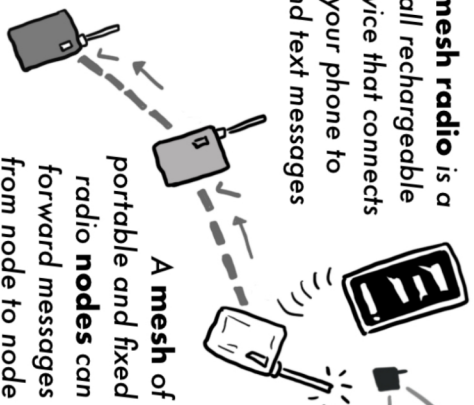




an introduction to MESH RADIO

“What is a MESH RADIO?”

A **mesh radio** is a small rechargeable device that connects to your phone to send text messages



(The typical range your messages can reach on their own is between 1-3 miles!)

1



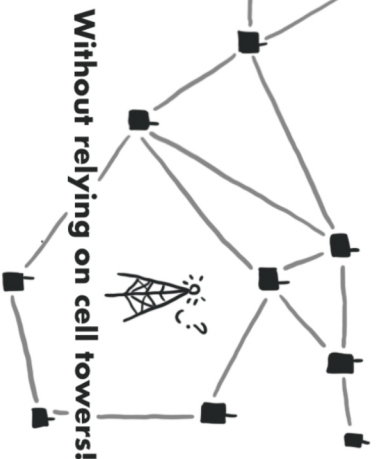
TMA Linktree
linktr.ee/trianglemutualaid



Meshtastic QR code for NCmesh and LongFast channels

Get connected!

Connecting a whole town



These radios are designed to rebroadcast messages they receive, forming a **mesh network**. This setup ensures that every group member, including those at the furthest distance, can receive messages.

2

9

- Wander around town to look for nodes! 📶

- The secret key (your identity) lives **in** the node

- DMs are encrypted with the destination node's key

- Chat channels are encrypted with a shared key

- Connect to the NC Mesh Internet relay to bridge network gaps: ncmesh.net

Hot tips for cool meshers:

[How do I get started?]

1. Get node

2. Program node with computer and flasher.meshtastic.org

3. Bluetooth node to Meshtastic app (open source!)



3

WAIT FOR MESSAGES!


5



- Solar node: expands the mesh for everyone!



- ILYGO T-Deck: no phone needed, anarchist blackberry



- SenseCAP card tracker: no screen, credit card size, built-in battery

Some kinds of nodes you can have:

How to add a channel w/ QR code

1. Open the Meshtastic app

2. Make sure you're connected to your node

3. Tab over to 'signal' type icon

4. Scroll down and hit **Scan** button

5. Scan the code

6. In the dialog, hit 'accept'



4

AND MANY MORE!